



Public Sector Debt
Government of Saint Kitts and Nevis
Ministry of Finance

QUARTERLY DEBT BULLETIN AS AT 31 March 2024

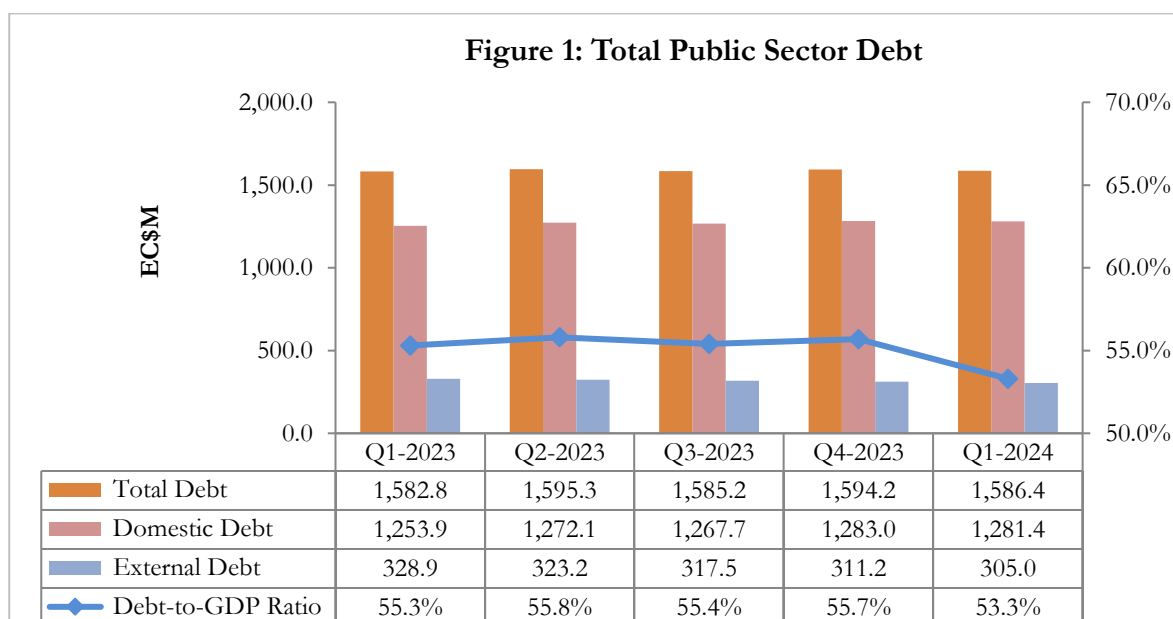
ISSUE NO: 1 | March 2024

INTRODUCTION

This Quarterly Debt Bulletin summarises the Public Sector Debt position of St. Kitts and Nevis from 31 March 2023 to 31 March 2024 in millions of EC currency. The data presented in the Bulletin covers the trend in the debt stock with a focus on External and Domestic Debt, Central Government's Debt and Non-Central Government's Debt. The Bulletin also highlights Total Debt Service payments, Debt Disbursements, Debt Sustainability and Risk Indicators.

1.0 TOTAL PUBLIC SECTOR DEBT

Total Public Sector debt was EC\$1,586.4 (53.3 percent of GDP) at the end of March 2024 (See Figure 1). This represented an increase of EC\$3.6m or 0.2 percent compared to the March 2023 debt stock of EC\$1,582.8 (55.3 percent of GDP).





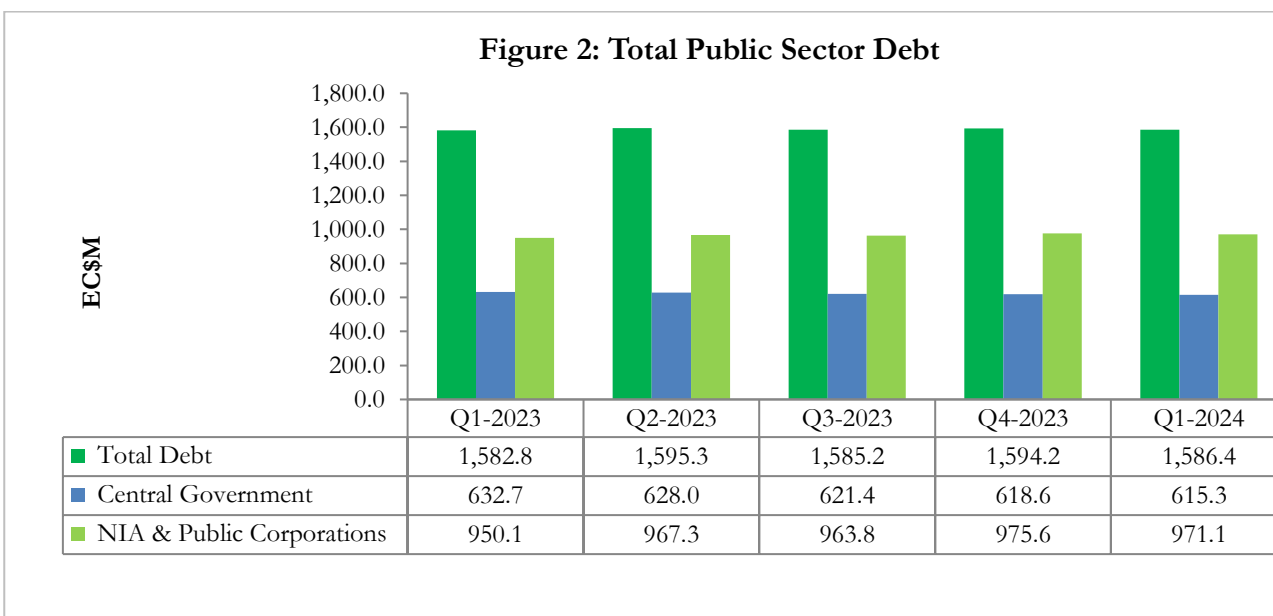
Public Sector Debt
Government of Saint Kitts and Nevis
Ministry of Finance

QUARTERLY DEBT BULLETIN AS AT 31 March 2024

ISSUE NO: 1 | March 2024

Total Public Sector Debt increased in June 2023 by EC\$12.5m which offset the EC\$12.4m decline in the previous quarter. The debt stock declined by EC\$10.1m in September 2023 then increased by EC\$9.0m in December 2023. For the current quarter, the Public Sector Debt fell by EC\$7.8m.

As at 31 March 2024, Central Government's Debt accounted for 38.8 percent of the Total Public Sector Debt, compared to 40.0 percent in March 2023 (See Figure 2). Over the review period, Central Government's Debt decreased by an average of 0.7 percent per quarter for a total decline of EC\$17.4m or 2.8 percent.



Non-Central Government's Debt, comprising debt of the Nevis Island Administration (NIA) and Public Corporations, declined by an average of 0.6 percent per quarter and exhibited an overall year-on-year increase of 2.2 percent.

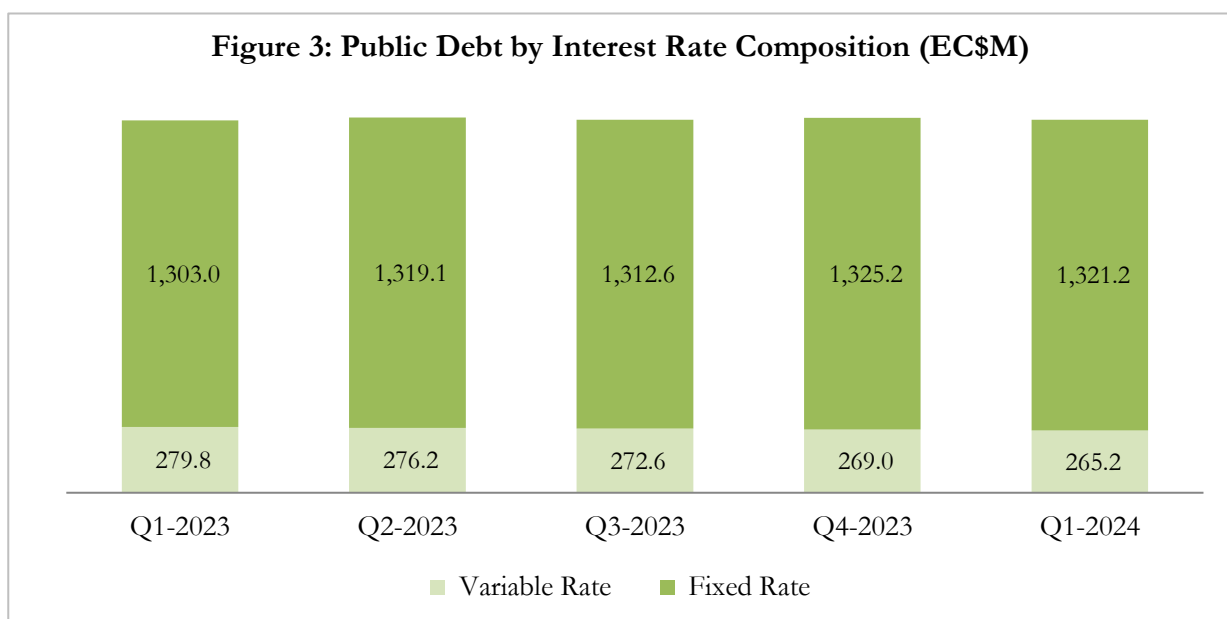


Public Sector Debt
Government of Saint Kitts and Nevis
Ministry of Finance

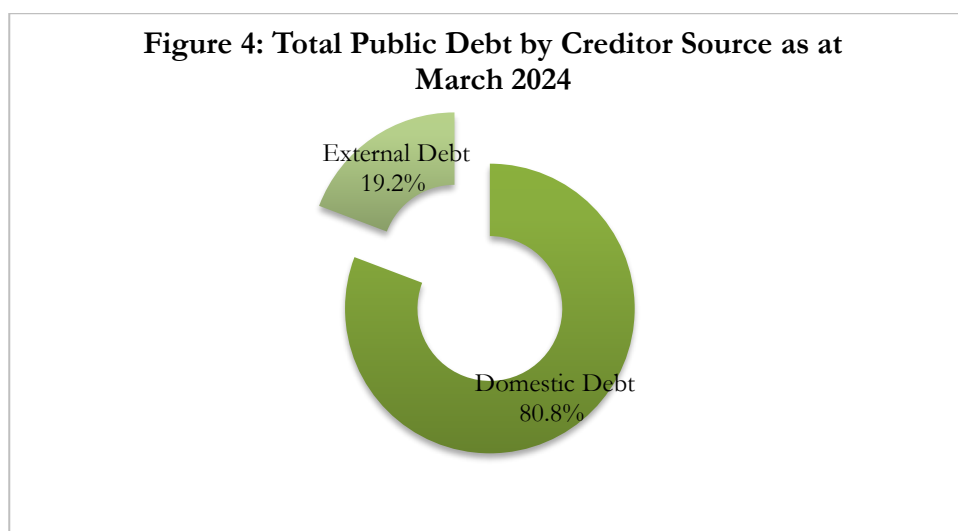
QUARTERLY DEBT BULLETIN AS AT 31 March 2024

ISSUE NO: 1 | March 2024

As at March 2024, Total Public Sector Fixed Rate debt increased by EC\$18.1m to EC\$1,321.2m from EC\$1,303.1m in March 2023. The Variable Rate debt declined by EC\$14.5m from EC\$279.7m in March 2023 to EC\$265.2m in March 2024 (See Figure 3).



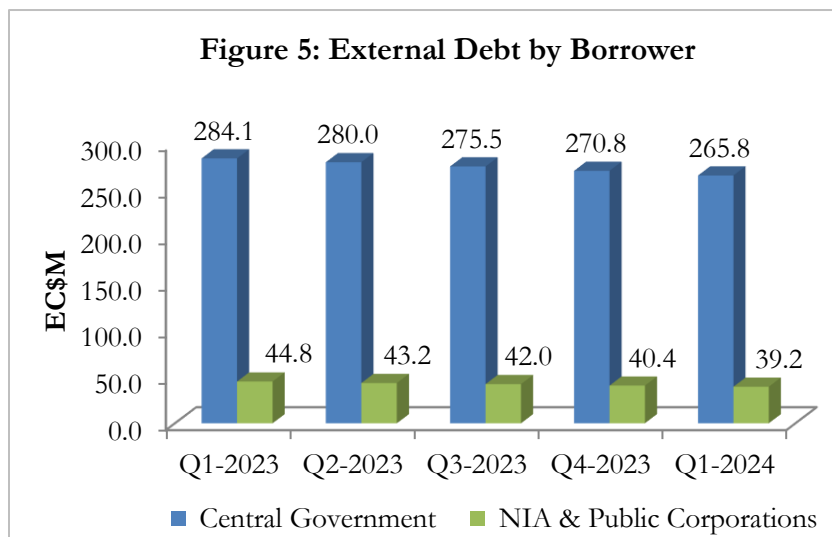
As at March 2024, Domestic Debt was 80.8 percent of Total Public Debt while External Debt accounted for the remaining 19.2 percent (See Figure 4).



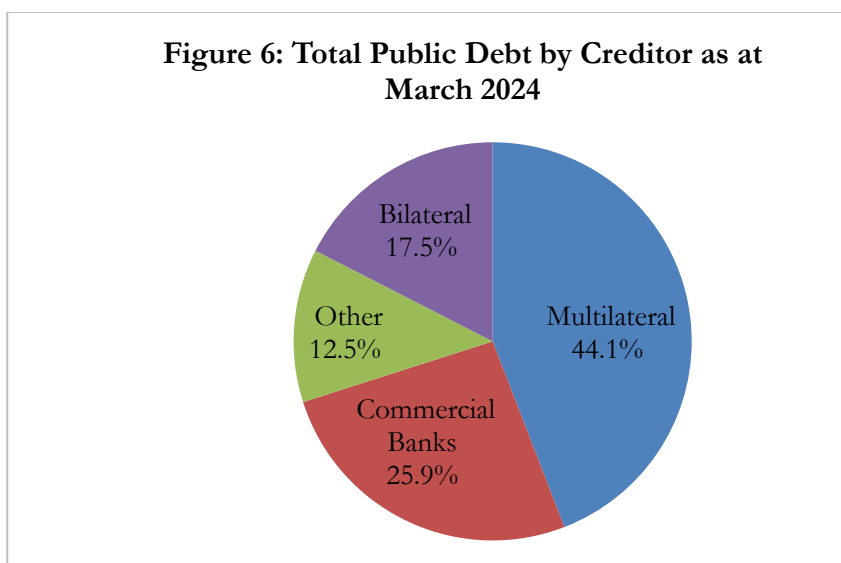


2.0 EXTERNAL PUBLIC SECTOR DEBT

Figure 5 illustrates a trend of decreasing External Debt. Over the review period, Central Government's debt exhibited average quarterly decreases of 1.7 percent contracting by 6.4 percent or EC\$18.3m. The debt of the NIA and Public Corporations also declined by 12.5 percent or EC\$5.6m from March 2023 to March 2024.



The primary source of the Public Sector's External Debt financing as at March 2024 was Multilateral Creditors (44.1 percent). External borrowing was also sourced from Commercial Banks (25.9 percent), Bilateral Creditors (17.5 percent) and Other Creditors (12.5 percent) (See Figure 6).



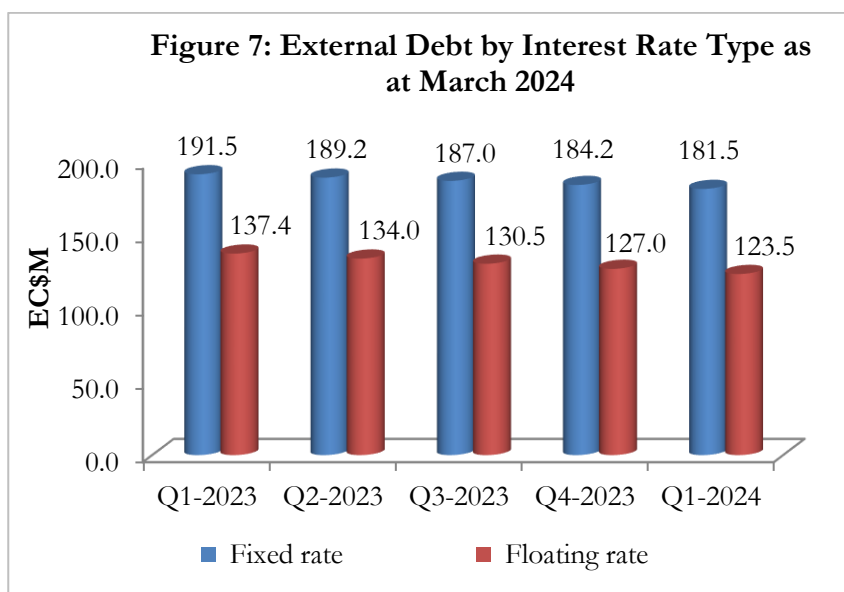


**Public Sector Debt
Government of Saint Kitts and Nevis
Ministry of Finance**


QUARTERLY DEBT BULLETIN AS AT 31 March 2024

ISSUE NO: 1| March 2024

For the current period, debt contracted at fixed interest rates amounted to EC\$181.5m or 59.5 percent of total External Debt whereas variable rate debt accounted for the remaining EC\$123.5m or 40.5 percent (See Figure 7).



As at 31 March 2023, total External Debt was primarily denominated in United States Dollars which comprised 89.1 percent or EC\$271.4m of total External Debt.





Public Sector Debt
Government of Saint Kitts and Nevis
Ministry of Finance

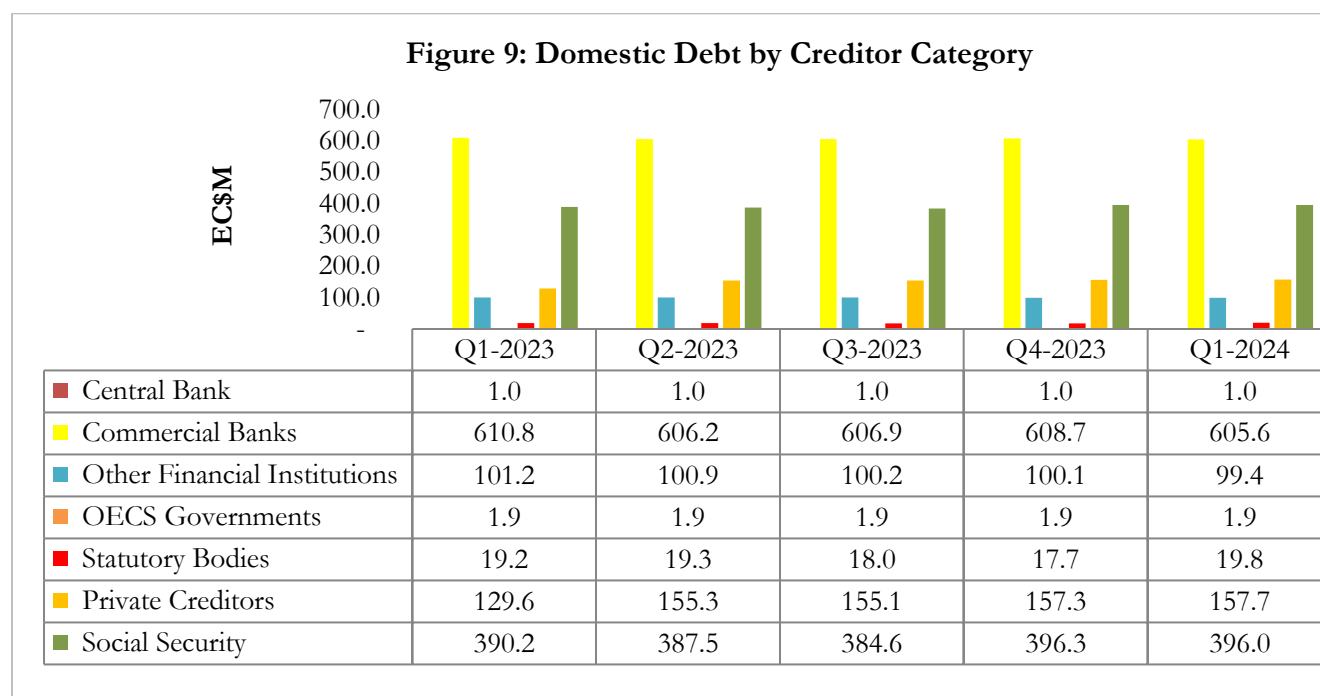
QUARTERLY DEBT BULLETIN AS AT 31 March 2024

ISSUE NO: 1| March 2024

Other currencies including Eastern Caribbean Dollar (9.4 percent), Kuwaiti Dinars (0.9 percent), Special Drawing Rights (0.6 percent) and Euros (0.1 percent) accounted for the remaining External Debt.

3.0 DOMESTIC PUBLIC SECTOR DEBT

Domestic Debt as at end March 2024 totalled EC\$1,281.4m or 43.0 percent of GDP. This reflected an EC\$27.5m or 2.1 percent increase compared to the corresponding period in 2022 (EC\$1,253.9m). The increase was mainly on account of growth in debt owed to Private Creditors (EC\$28.1m) and the Social Security Board (EC\$5.8m).

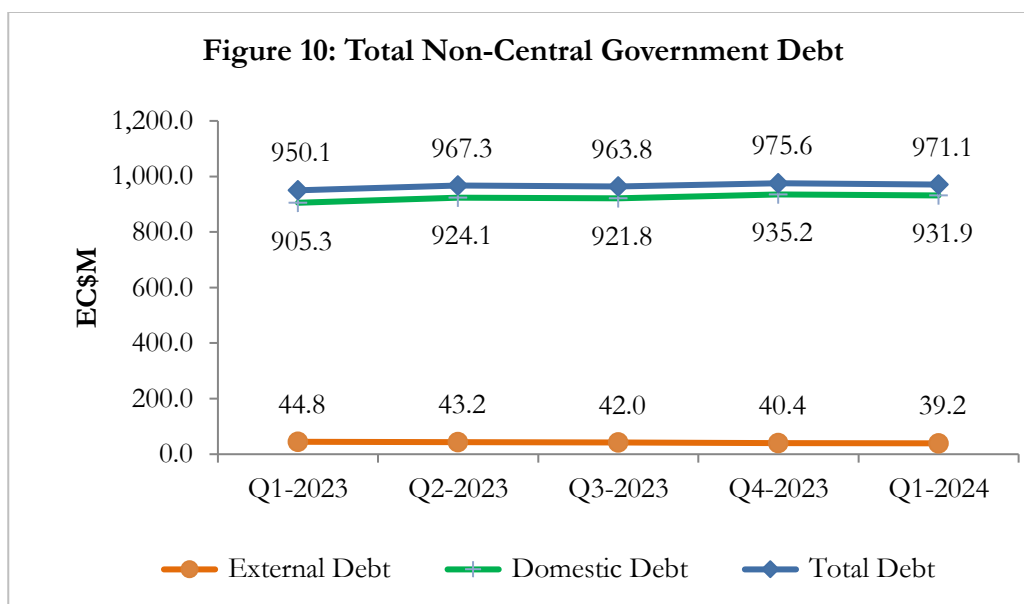


The Public Sector's Domestic Debt was mainly held by Commercial Banks (47.3 percent), the Social Security Board (30.9 percent), Private Creditors (12.3 percent) and Other Financial Institutions (7.8 percent) (see Figure 9).



4.0 TOTAL NON-CENTRAL GOVERNMENT'S DEBT

Total Non-Central Government's Debt outstanding was comprised of debt contracted by the NIA and the Public Corporations in both St. Kitts and Nevis. Total Non-Central Government's Debt stood at EC\$971.1m at the end of March 2024 with Domestic Debt accounting for EC\$931.9m and External Debt representing the remaining EC\$39.2m (See Figure 10).



As at March 2024, loans were the dominant instrument (79.3 percent) of Non-Central Government's debt. This debt category included Treasury Bills (14.1 percent), Overdrafts (4.8 percent), Other Liabilities (1.2 percent) and Bonds (0.6 percent) (see Figure 11).

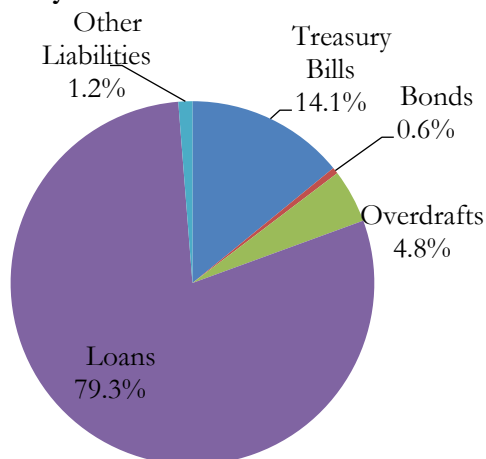


**Public Sector Debt
Government of Saint Kitts and Nevis
Ministry of Finance**

QUARTERLY DEBT BULLETIN AS AT 31 March 2024

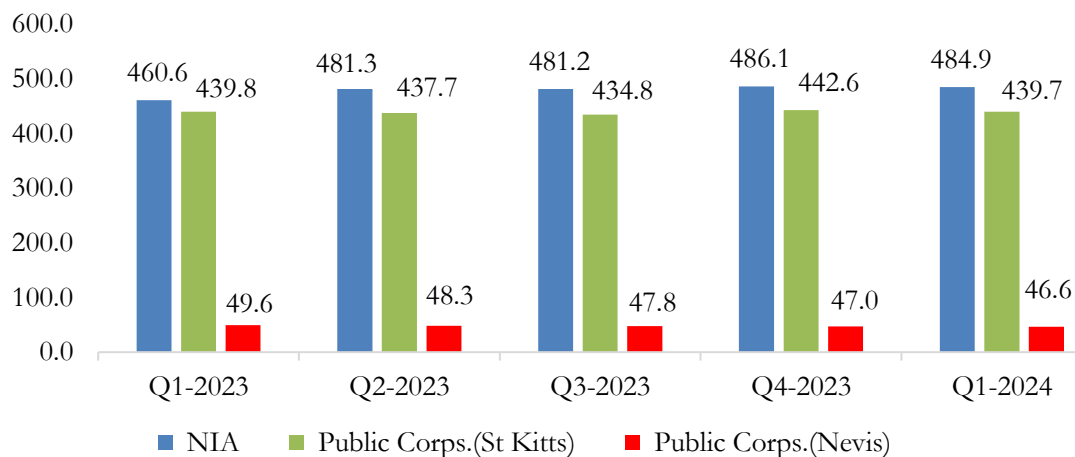
ISSUE NO: 1 | March 2024

Figure 11: Total Non-Central Government Debt by Instrument as at March 2024



As at March 2024, Total Public Corporations' debt accounted for EC\$486.3m or 50.1 percent of the Total Non-Central Government's Debt with Public Corporations on St. Kitts accounting for EC\$439.7m and Nevis Corporations for EC\$46.6m. The NIA's debt represented EC\$484.9m or the remaining 49.9 percent of the Non-Central Government's Debt.

Figure 12: Total Non-Central Government Debt by Borrower

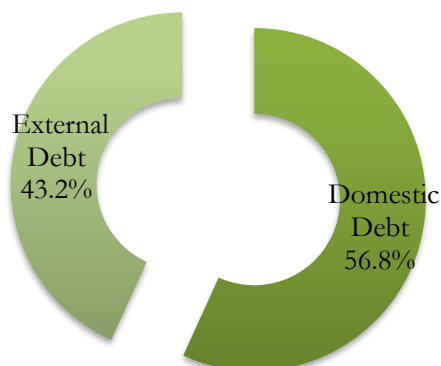




5.0 CENTRAL GOVERNMENT'S DEBT

The Central Government's Debt of EC\$615.3m was comprised of Domestic Debt amounting to EC\$349.5m (56.8 percent) and External Debt of EC\$265.8m (43.2 percent).

**Figure 13: Total Central Government Debt
Creditor Source as at March 2024**



6.0 TOTAL DEBT SERVICE

Debt Service Payments: Central Gov., NIA, and Public Corps.					
(EC\$M)	Q1-2023	Q2-2023	Q3-2023	Q4-2023	Q1-2024
Total Debt Service	28.1	25.5	19.8	24.6	24.1
External Debt Service	8.4	8.7	8.1	8.6	8.1
<i>Principal Repayments</i>	<i>6.1</i>	<i>6.6</i>	<i>6.1</i>	<i>6.7</i>	<i>6.1</i>
<i>Interest Payments</i>	<i>2.3</i>	<i>2.1</i>	<i>2.0</i>	<i>1.9</i>	<i>2.0</i>
Domestic Debt Service	19.7	16.8	11.7	16.0	16.0
<i>Principal Repayments</i>	<i>13.3</i>	<i>7.1</i>	<i>5.3</i>	<i>9.4</i>	<i>9.8</i>
<i>Interest Payments</i>	<i>6.4</i>	<i>9.7</i>	<i>6.4</i>	<i>6.6</i>	<i>6.2</i>



Public Sector Debt
Government of Saint Kitts and Nevis
Ministry of Finance

QUARTERLY DEBT BULLETIN AS AT 31 March 2024

ISSUE NO: 1| March 2024

7.0 DISBURSEMENTS

Total Public Sector					
New Financing (EC\$M)	Q1-2023	Q2-2023	Q3-2023	Q4-2023	Q1-2024
External	1.1	1.0	0.5	0.3	-
Multilateral	1.1	1.0	0.5	0.3	-
Domestic	9.5	1.8	1.9	15.0	1.8
Commercial	8.9	1.8	1.9	1.3	-
Statutory Bodies	0.6	-	-	13.7	1.8
Total	10.6	2.8	2.4	15.3	1.8

8.0 DEBT RATIOS

Debt Sustainability Indicators	Q1-2023	Q2-2023	Q3-2023	Q4-2023	Q1-2024
Total Debt to GDP	55.3%	55.8%	55.4%	55.7%	53.3%
<i>External Debt to GDP</i>	<i>11.5%</i>	<i>11.3%</i>	<i>11.1%</i>	<i>10.9%</i>	<i>10.2%</i>
<i>Domestic Debt to GDP</i>	<i>43.8%</i>	<i>44.5%</i>	<i>44.3%</i>	<i>44.8%</i>	<i>43.1%</i>
Debt Service Ratio	6.9%	8.7%	9.7%	11.3%	14.0%
<i>External Debt Service Ratio</i>	<i>2.1%</i>	<i>3.0%</i>	<i>4.0%</i>	<i>4.0%</i>	<i>4.7%</i>
<i>Domestic Debt Service Ratio</i>	<i>4.8%</i>	<i>5.7%</i>	<i>5.7%</i>	<i>7.4%</i>	<i>9.3%</i>
External Debt Service to exports	54.5%	34.9%	57.0%	61.4%	59.1%
Share of Short-term Debt to Long Term Debt	22.0%	23.3%	23.6%	23.9%	24.2%
Share of Foreign Currency to Domestic Currency	27.4%	26.8%	26.6%	25.8%	25.4%
Share of Fixed Rate Debt to Floating debt	17.7%	17.3%	17.2%	16.9%	16.7%



**Public Sector Debt
Government of Saint Kitts and Nevis
Ministry of Finance**

QUARTERLY DEBT BULLETIN AS AT 31 March 2024

ISSUE NO: 1 | March 2024

9.0 RISK INDICATORS

Risk Indicators	Q1-2023	Q2-2023	Q3-2023	Q4-2023	Q1-2024
Weighted Average Interest Rate	4.1%	4.1%	4.1%	4.2%	4.2%
<i>External</i>	2.7%	2.7%	2.7%	2.7%	2.6%
<i>Domestic</i>	4.5%	4.5%	4.5%	4.5%	4.5%
Average Time to Maturity (years)	9.0	9.0	9.0	8.3	8.4
<i>External</i>	7.5	7.7	7.8	7.1	7.3
<i>Domestic</i>	9.4	9.4	9.3	8.6	8.6
Average Time to Re-fixing (years)	8.5	8.5	8.5	7.9	7.9
<i>External</i>	5.1	5.3	5.3	4.9	5.0
<i>Domestic</i>	9.4	9.4	9.3	8.6	8.6
Share of debt to be re-fixed within one year	26.0%	26.0%	30.0%	29.0%	29.0%